C&S COMPANIES®

CONTRACT DRAWINGS
FOR THE CONSTRUCTION OF

UPGRADE FACILITIES AT VETERANS MEMORIAL PARK 372 NORTH MAIN STREET ONEIDA, NEW YORK

REVISED 30% DESIGN SUBMISSION

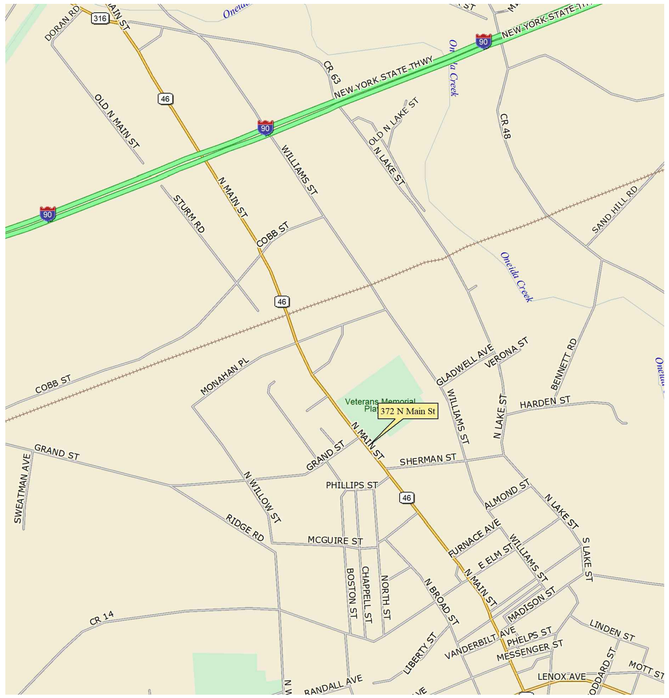

LOCATION MAP

NORTH

CS100	Overall Site Plan
CS101	Splash Pad Site Plan
CD101	Splash Pad Demolition Plan
CG101	Splash Pad Grading Plan
CU101	Splash Pad Utility Plan
CS102	Pickleball & Basketball Court Site Plan
CD102	Pickleball Court Demolition Plan
CS103	Memorial Circle Site Plan
CD103	Memorial Circle Demolition Plan
CG103	Memorial Circle Grading & Utility Plan
CL103	Memorial Circle Landscape Plan
CS104	Restroom Site Plan
CD104	Restroom Demolition Plan
CG104	Restroom Grading Plan
CS501	Site Details
A-001	General Notes
AD-101	Main Building, Restroom Demolition Plan
AD-102	Secondary Building, Restroom Demolition Plan
A-101	Main Building, Restroom Floor Plan
A-102	Secondary Building, Restroom Floor Plan
A-250	Typical Mounting Heights and Elevations

C&S PROJECT: E42.003.001

APRIL 30, 2026

TO THE BEST OF OUR KNOWLEDGE, INFORMATION AND BELIEF THE PLANS AND SPECIFICATIONS FOR THIS PROJECT ARE IN COMPLIANCE WITH THE NEW YORK STATE ENERGY CONSERVATION CONSTRUCTION CODE AND THE BUILDING CODE OF NEW YORK STATE

NO ALTERATION PERMITTED HEREON EXCEPT AS PROVIDED UNDER SECTION 7209 SUBDIVISION 2 OF THE NEW YORK STATE EDUCATION LAW

G-001

Copyright ©

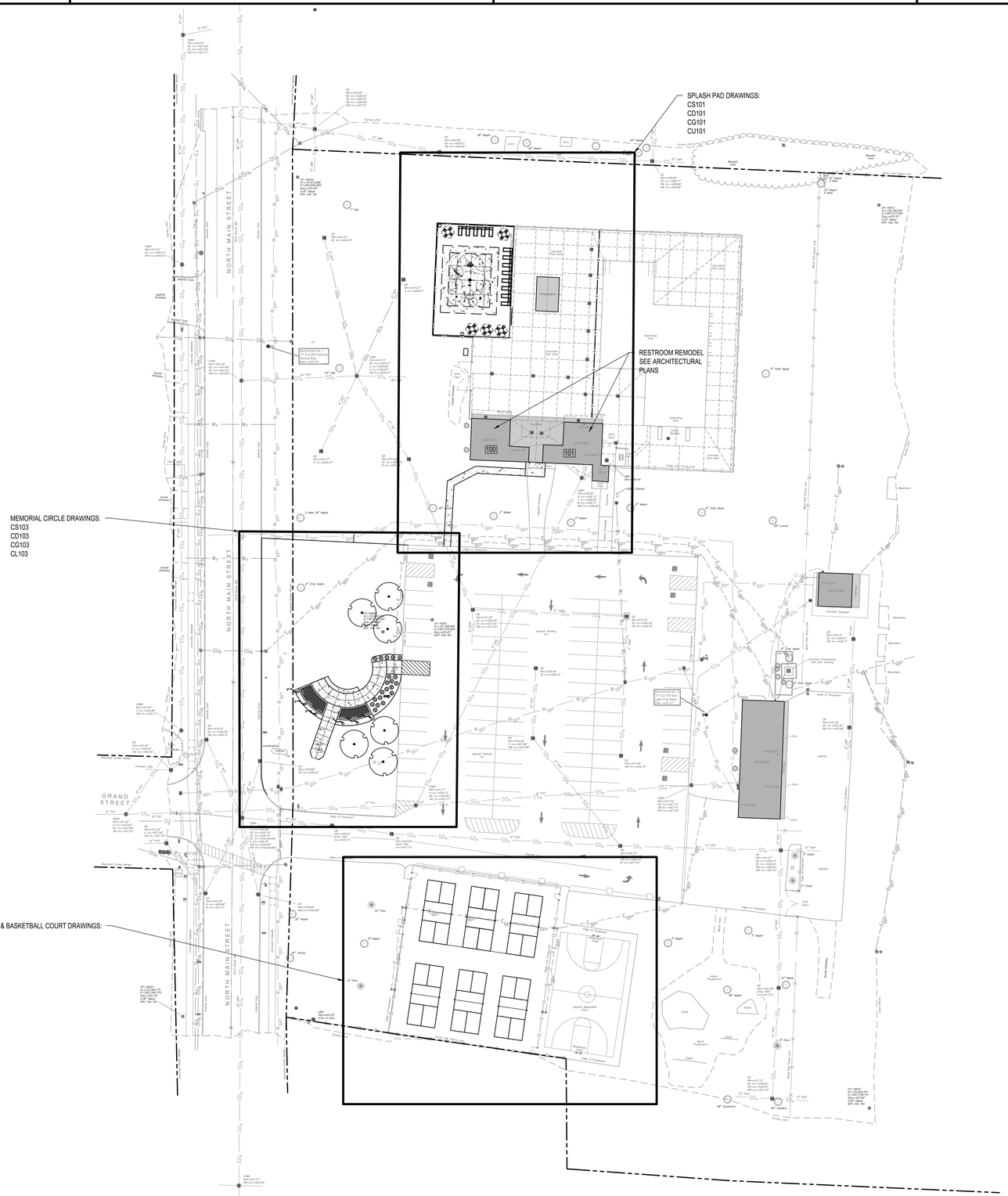

SITE PLAN NOTES

1. CONTRACTOR TO VERIFY ALL FIELD CONDITIONS AND UTILITY LOCATIONS PRIOR TO THE START OF CONSTRUCTION. CONTACT THE ENGINEER WITH ANY DISCREPANCIES FOUND IN THE FIELD.

2. ALL DIMENSIONS ARE FROM FACE OF CURB UNLESS OTHERWISE NOTED.

3. COORDINATE EXACT LOCATION OF SIDEWALKS AT DOORWAYS WITH ARCHITECTURAL PLANS.

PLAN NORTH

A1 **OVERALL SITE PLAN**
SCALE: 1"=40'

0 40' 80'

C&S COMPANIES®
C&S Engineers, Inc.
141 Elm Street, Suite 100
Buffalo, New York 14203
Phone: 716-847-1630
Fax: 716-847-1454
www.cscos.com

CERTIFICATE OF AUTHORIZATION #: 002585

PRELIMINARY
NOT FOR CONSTRUCTION

REGISTRATION EXPIRES:

INSERT CLIENT LOGO, SUBCONSULTANT LOGO, OR REMOVE THIS AREA AND RESIZE/CENTER THE PROJECT IDENTIFICATION BLOCK

UPGRADE FACILITIES AT VETERANS MEMORIAL PARK
372 NORTH MAIN STREET
ONEIDA, NEW YORK

MARK	DATE	DESCRIPTION
	4/30/26	REVISED PROJECT SCOPE

REVISIONS

PROJECT NO:	E42.003.001
DATE:	JANUARY 6, 2026
DRAWN BY:	S.S.
DESIGNED BY:	V.O.
CHECKED BY:	CHECKED BY

NO ALTERATION PERMITTED HEREON EXCEPT AS PROVIDED UNDER SECTION 7209 SUBDIVISION 2 OF THE NEW YORK EDUCATION LAW

OVERALL SITE PLAN

CS100

Copyright ©

May 04, 2026 - 4:01pm
F:\Project\E42 - CITY OF ONEIDA\E42003001 - Veterans Memorial Park DRI\Design\CADD\Sheet Files\E42003001_CS100.dwg

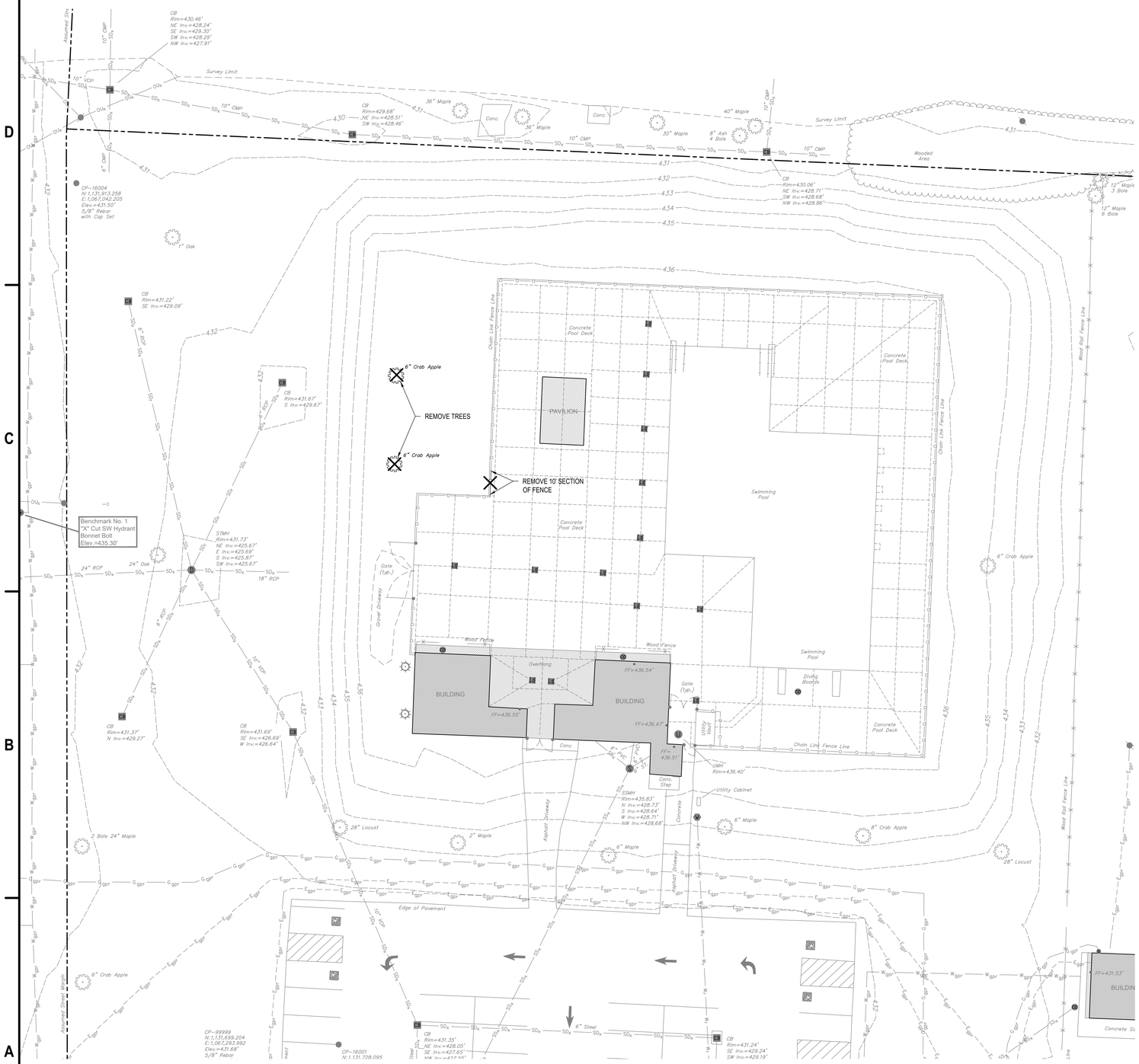

DEMOLITION PLAN NOTES

1. CONTRACTOR TO REMOVE & DISPOSE OF ALL ITEMS INDICATED & ANY ITEMS INCIDENTAL TO THE CONSTRUCTION AS REQUIRED.

2. CONTRACTOR SHALL PROTECT/PRESERVE ALL EXISTING ITEMS TO REMAIN, INCLUDING, BUT NOT LIMITED TO BUILDINGS, PAVEMENT, OVERHEAD & BURIED UTILITIES, TREES LANDSCAPING, ETC. DAMAGE TO ITEMS SCHEDULED TO REMAIN SHALL BE REPAIRED OR REPLANTED AT NO ADDITIONAL COST TO THE OWNER.

3. UTILITIES SHOWN ARE APPROXIMATE. CONTRACTOR SHALL HAVE ALL UNDER -GROUND FACILITIES LOCATED AND MARKED PRIOR TO EXCAVATION/DEMOLITION/ CONSTRUCTION.

4. DISCONNECT, CAP AND REMOVE/ABANDON EXISTING UTILITIES FOR ALL BUILDINGS TO BE DEMOLISHED, UNLESS NOTED OTHERWISE. ALL UTILITY TERMINATIONS SHALL BE IN ACCORDANCE W/ THE APPLICABLE UTILITY COMPANY REQUIREMENTS.

5. CONTRACTOR SHALL LEGALLY DISPOSE OF ALL MATERIALS/DEBRIS REMOVED FROM THE SITE.

6. THIS PLAN IS PREPARED FROM A SURVEY SHOWING KNOWN SURFACE FEATURES. IT IS INTENDED AS A GUIDE TO THE CONTRACTOR, NOT AS A COMPLETE AND UNIVERSAL DEMOLITION PLAN. SEE THE SITE PLAN. MORE FEATURES (NOT INDICATED) MAY REQUIRE DEMOLITION TO CONSTRUCT THE SITE PLAN. CONTRACTOR MUST VISIT THE SITE TO CONFIRM DEMOLITION EFFORT PRIOR TO BIDDING.

7. REMOVE CONCRETE SIDEWALK AND/OR PAVEMENT TO THE LIMITS INDICATED. SAW CUT CONCRETE TO THE NEAREST EXISTING CONTROL/EXPANSION JOINT.

8. BUILDING DEMOLITION SHALL BE IN ACCORDANCE WITH ALL LOCAL, STATE, AND FEDERAL REQUIREMENTS/REGULATIONS.

9. MAINTAIN STORM SEWER CONTINUITY & POSITIVE DRAINAGE DURING DEMOLITION, REMOVAL & CONSTRUCTION OF STORM SEWERS & INLETS.

DEMOLITION PLAN SHEET KEYNOTES

1. REMOVE EXISTING CONCRETE PAVEMENT & SUBBASE

DEMOLITION PLAN LEGEND

CONCRETE/ASPHALT PAVEMENT TO BE REMOVED

ITEM TO BE REMOVED

PLAN NORTH

A1 SPLASH PAD SITE PLAN

SCALE: 1"=20'

0 20' 40'

C&S COMPANIES®

C&S Engineers, Inc.
141 Elm Street, Suite 100
Buffalo, New York 14203
Phone: 716-847-1630
Fax: 716-847-1454
www.cscos.com

CERTIFICATE OF AUTHORIZATION #: 002585

PRELIMINARY NOT FOR CONSTRUCTION

REGISTRATION EXPIRES:

INSERT CLIENT LOGO, SUBCONSULTANT LOGO, OR REMOVE THIS AREA AND RESIZE/CENTER THE PROJECT IDENTIFICATION BLOCK

UPGRADE FACILITIES AT VETERANS MEMORIAL PARK
372 NORTH MAIN STREET
ONEIDA, NEW YORK

MARK	DATE	DESCRIPTION

REVISIONS

PROJECT NO:	E42.003.001
DATE:	JANUARY 6, 2026
DRAWN BY:	DRAWN BY
DESIGNED BY:	DESIGNED BY
CHECKED BY:	CHECKED BY

NO ALTERATION PERMITTED HEREON EXCEPT AS PROVIDED UNDER SECTION 7209 SUBDIVISION 2 OF THE NEW YORK EDUCATION LAW

SPLASH PAD DEMOLITION PLAN

CD101

Copyright ©

Jan 06, 2026 - 3:06pm
F:\Projects\E42 - CITY OF ONEIDA\E42003001 - Veterans Memorial Park DRN\Design\CADD\Sheet Files\E42003001_CD101.dwg

SITE PLAN NOTES

1. CONTRACTOR TO VERIFY ALL FIELD CONDITIONS AND UTILITY LOCATIONS PRIOR TO THE START OF CONSTRUCTION. CONTACT THE ENGINEER WITH ANY DISCREPANCIES FOUND IN THE FIELD.

2. ALL DIMENSIONS ARE FROM FACE OF CURB UNLESS OTHERWISE NOTED.

3. COORDINATE EXACT LOCATION OF SIDEWALKS AT DOORWAYS WITH ARCHITECTURAL PLANS.

SITE PLAN DETAIL LEGEND

1. STANDARD DUTY ASPHALT - SEE DETAIL XX/XXXX
2. CONCRETE CURB - SEE DETAIL XX/XXXX
3. CONCRETE SIDEWALK - SEE DETAIL XX/XXXX
4. CHAINLINK FENCE - SEE DETAIL XX/XXXX
5. UNIT PAVERS - SEE DETAIL XX/XXXX

SITE PLAN SHEET KEYNOTES

1. 4" TOPSOIL & SEED IF NO PLANTINGS-SEE LANDSCAPING PLAN
2. MATCH EXISTING CURB OR RUN OUT IN 2'-0"

SITE PLAN LEGEND

- APPROXIMATE PROPERTY LINE
- ASSUMED STREET MARGIN (R.O.W.)
- PROPOSED CONCRETE PAVEMENT/SIDEWALK
- PROPOSED CURB
- EP — EDGE OF PAVEMENT
- LIGHTING FIXTURES
- SAW CUT LINE
- DETECTABLE WARNING SURFACE

PLAN NORTH

0 20' 40'

A1 SPLASH PAD SITE PLAN

SCALE: 1"=20'

C&S COMPANIES®

C&S Engineers, Inc.
141 Elm Street, Suite 100
Buffalo, New York 14203
Phone: 716-847-1630
Fax: 716-847-1454
www.cscos.com

CERTIFICATE OF AUTHORIZATION #: 002585

PRELIMINARY NOT FOR CONSTRUCTION

REGISTRATION EXPIRES:

INSERT CLIENT LOGO, SUBCONSULTANT LOGO, OR REMOVE THIS AREA AND RESIZE/CENTER THE PROJECT IDENTIFICATION BLOCK

UPGRADE FACILITIES AT VETERANS MEMORIAL PARK 372 NORTH MAIN STREET ONEIDA, NEW YORK

MARK	DATE	DESCRIPTION
	4/30/26	REVISED PROJECT SCOPE

REVISIONS

PROJECT NO:	E42.003.001
DATE:	JANUARY 6, 2026
DRAWN BY:	S.S.
DESIGNED BY:	V.O.
CHECKED BY:	CHECKED BY

NO ALTERATION PERMITTED HEREON EXCEPT AS PROVIDED UNDER SECTION 7209 SUBDIVISION 2 OF THE NEW YORK EDUCATION LAW

SPLASH PAD SITE PLAN

CS101

Copyright ©

Apr 30, 2026 - 2:10pm
F:\Project\E42 - CITY OF ONEIDA\E42003001 - Veterans Memorial Park DRI\Design\CAD\Sheet Files\E42003001_CS101.dwg

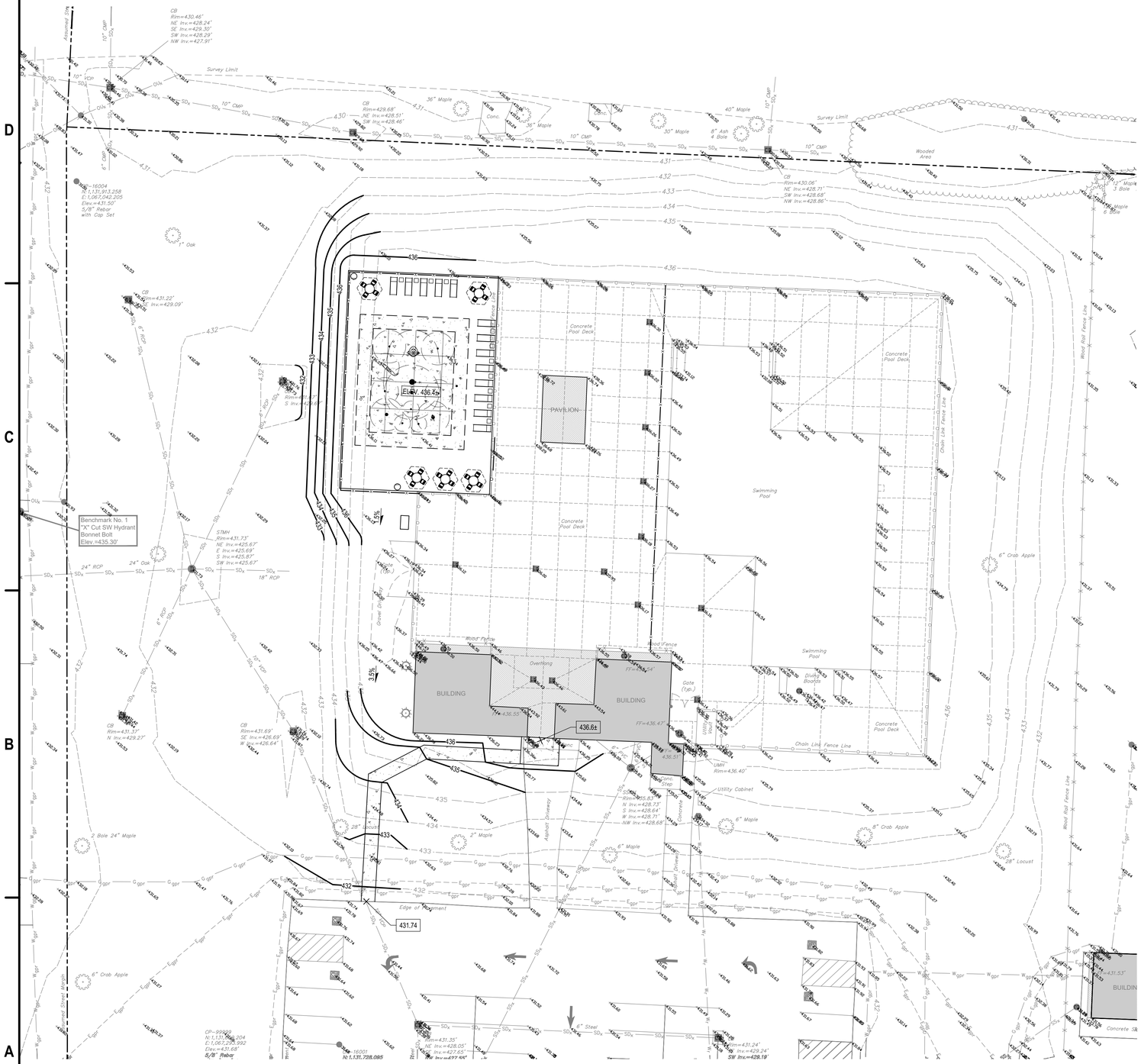

GRADING PLAN LEGEND

	PROPOSED CURB
+435.26	EXISTING POINT ELEVATION
435.00	PROPOSED POINT ELEVATION
435	EXISTING CONTOUR
435	PROPOSED CONTOUR
TC	TOP OF CURB
BC	BOTTOM OF CURB
HP	HIGH POINT
	FLOW DIRECTION

PLAN NORTH

A1 SPLASH PAD GRADING PLAN

SCALE: 1"=20'

0 20' 40'

C&S COMPANIES®

C&S Engineers, Inc.
141 Elm Street, Suite 100
Buffalo, New York 14203
Phone: 716-847-1630
Fax: 716-847-1454
www.cscos.com

CERTIFICATE OF AUTHORIZATION #: 002585

PRELIMINARY NOT FOR CONSTRUCTION

REGISTRATION EXPIRES:

INSERT CLIENT LOGO, SUBCONSULTANT LOGO, OR REMOVE THIS AREA AND RESIZE/CENTER THE PROJECT IDENTIFICATION BLOCK

UPGRADE FACILITIES AT VETERANS MEMORIAL PARK 372 NORTH MAIN STREET ONEIDA, NEW YORK

MARK	DATE	DESCRIPTION
	4/30/26	REVISED PROJECT SCOPE

REVISIONS

PROJECT NO:	E42.003.001
DATE:	JANUARY 6, 2026
DRAWN BY:	DRAWN BY
DESIGNED BY:	DESIGNED BY
CHECKED BY:	CHECKED BY

NO ALTERATION PERMITTED HEREON EXCEPT AS PROVIDED UNDER SECTION 7209 SUBDIVISION 2 OF THE NEW YORK EDUCATION LAW

SPLASH PAD GRADING PLAN

CG101

Copyright ©

Apr 30, 2026 - 2:10pm
F:\Project\E42 - CITY OF ONEIDA\E42003001 - Veterans Memorial Park DRI\Design\CAD\Sheet Files\E42003001_CG101.dwg

UTILITY PLAN LEGEND

SS_x	EXISTING SANITARY SEWER
SD_x	EXISTING STORM SEWER
W_{gpr}	EXISTING WATER MAIN
OU_k	EXISTING ELECTRIC
G_{gpr}	EXISTING GAS
SA	PROPOSED SANITARY SEWER
ST	PROPOSED STORM SEWER
W	PROPOSED WATER MAIN
E	PROPOSED ELECTRIC
G	PROPOSED GAS
	PROPOSED HYDRANT
	PROPOSED MANHOLE
	PROPOSED CATCH BASIN
YD	PROPOSED YARD DRAIN
C.O.	PROPOSED CLEAN OUT
	PROPOSED LIGHT STANDARD

PLAN NORTH

0 20' 40'

A1 SPLASH PAD UTILITY PLAN

SCALE: 1"=20'

C&S COMPANIES®
C&S Engineers, Inc.
141 Elm Street, Suite 100
Buffalo, New York 14203
Phone: 716-847-1630
Fax: 716-847-1454
www.cscos.com

CERTIFICATE OF AUTHORIZATION #: 002585

PRELIMINARY NOT FOR CONSTRUCTION

REGISTRATION EXPIRES:

INSERT CLIENT LOGO, SUBCONSULTANT LOGO, OR REMOVE THIS AREA AND RESIZE/CENTER THE PROJECT IDENTIFICATION BLOCK

UPGRADE FACILITIES AT VETERANS MEMORIAL PARK 372 NORTH MAIN STREET ONEIDA, NEW YORK

MARK	DATE	DESCRIPTION
	4/30/26	REVISED PROJECT SCOPE

REVISIONS

PROJECT NO:	E42.003.001
DATE:	JANUARY 6, 2026
DRAWN BY:	S.S.
DESIGNED BY:	V.O.
CHECKED BY:	CHECKED BY

NO ALTERATION PERMITTED HEREON EXCEPT AS PROVIDED UNDER SECTION 7209 SUBDIVISION 2 OF THE NEW YORK EDUCATION LAW

SPLASH PAD UTILITY PLAN

CU101

Copyright ©

May 04, 2026 - 3:54pm
F:\Project\E42 - CITY OF ONEIDA\E42003001 - Veterans Memorial Park DRI\Design\CADD\Sheet Files\E42003001_CU101.dwg

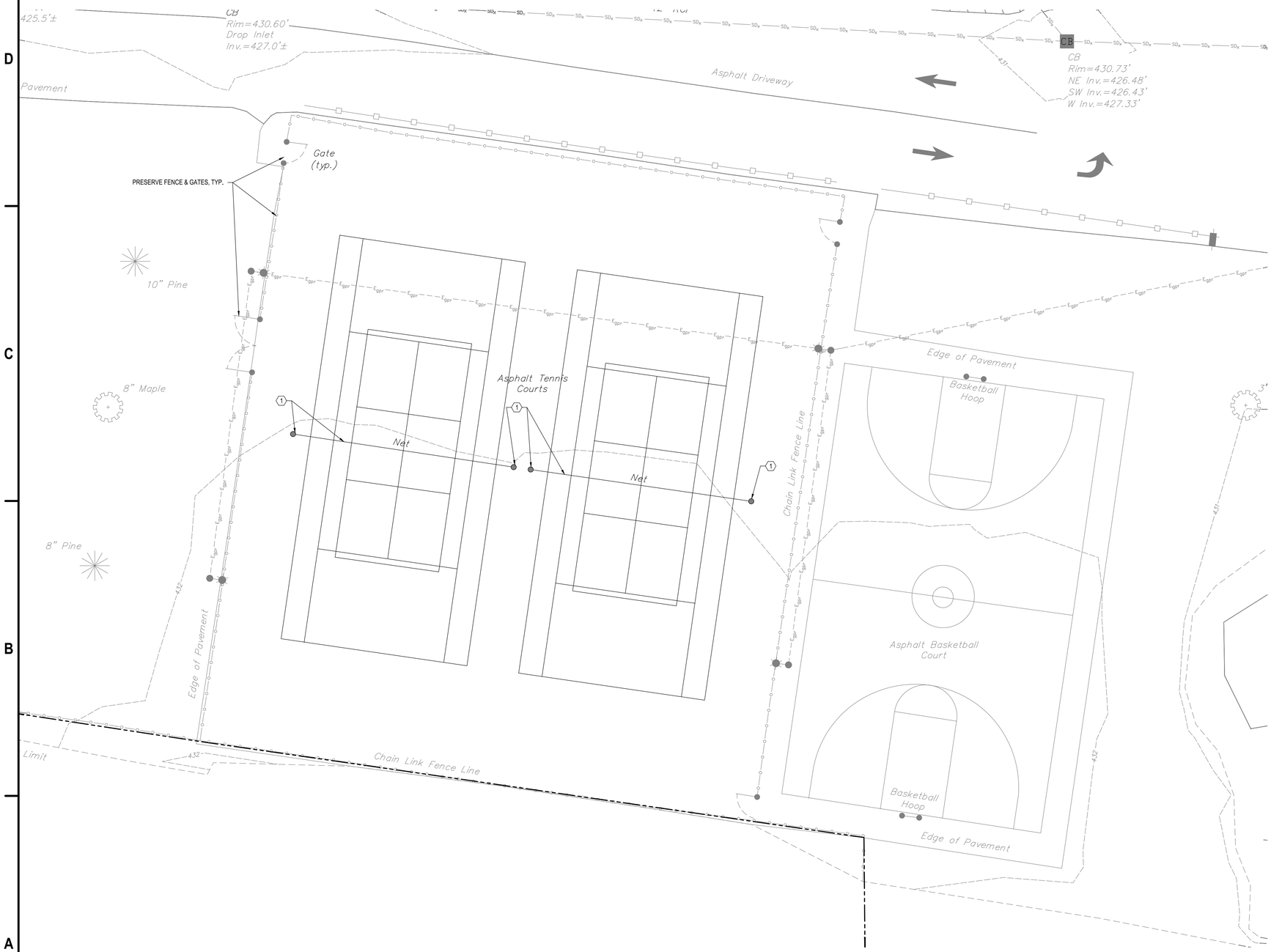

DEMOLITION PLAN NOTES

1. CONTRACTOR TO REMOVE & DISPOSE OF ALL ITEMS INDICATED & ANY ITEMS INCIDENTAL TO THE CONSTRUCTION AS REQUIRED.

2. CONTRACTOR SHALL PROTECT/PRESERVE ALL EXISTING ITEMS TO REMAIN, INCLUDING, BUT NOT LIMITED TO BUILDINGS, PAVEMENT, OVERHEAD & BURIED UTILITIES, TREES LANDSCAPING, ETC. DAMAGE TO ITEMS SCHEDULED TO REMAIN SHALL BE REPAIRED OR REPLANTED AT NO ADDITIONAL COST TO THE OWNER.

3. UTILITIES SHOWN ARE APPROXIMATE. CONTRACTOR SHALL HAVE ALL UNDER -GROUND FACILITIES LOCATED AND MARKED PRIOR TO EXCAVATION/DEMOLITION/ CONSTRUCTION.

4. CONTRACTOR SHALL LEGALLY DISPOSE OF ALL MATERIALS/DEBRIS REMOVED FROM THE SITE.

5. THIS PLAN IS PREPARED FROM A SURVEY SHOWING KNOWN SURFACE FEATURES. IT IS INTENDED AS A GUIDE TO THE CONTRACTOR, NOT AS A COMPLETE AND UNIVERSAL DEMOLITION PLAN. SEE THE SITE PLAN. MORE FEATURES (NOT INDICATED) MAY REQUIRE DEMOLITION TO CONSTRUCT THE SITE PLAN. CONTRACTOR MUST VISIT THE SITE TO CONFIRM DEMOLITION EFFORT PRIOR TO BIDDING.

6. MAINTAIN STORM SEWER CONTINUITY & POSITIVE DRAINAGE DURING DEMOLITION, REMOVAL & CONSTRUCTION OF STORM SEWERS & INLETS.

DEMOLITION PLAN SHEET KEYNOTES

1 REMOVE EXISTING POSTS & NET

PLAN NORTH

A1 **PICKLE BALL COURT DEMOLITION PLAN**

SCALE: 1"=10'

0 10' 20'

C&S COMPANIES®
C&S Engineers, Inc.
141 Elm Street, Suite 100
Buffalo, New York 14203
Phone: 716-847-1630
Fax: 716-847-1454
www.cscos.com

CERTIFICATE OF AUTHORIZATION #: 002585

PRELIMINARY NOT FOR CONSTRUCTION

REGISTRATION EXPIRES:

INSERT CLIENT LOGO, SUBCONSULTANT LOGO, OR REMOVE THIS AREA AND RESIZE/CENTER THE PROJECT IDENTIFICATION BLOCK

UPGRADE FACILITIES AT VETERANS MEMORIAL PARK 372 NORTH MAIN STREET ONEIDA, NEW YORK

MARK	DATE	DESCRIPTION
	4/30/26	REVISED PROJECT SCOPE

REVISIONS

PROJECT NO:	E42.003.001
DATE:	JANUARY 6, 2026
DRAWN BY:	S.S.
DESIGNED BY:	V.O.
CHECKED BY:	CHECKED BY

NO ALTERATION PERMITTED HEREON EXCEPT AS PROVIDED UNDER SECTION 7209 SUBDIVISION 2 OF THE NEW YORK EDUCATION LAW

PICKLEBALL COURT DEMOLITION PLAN

CD102

Copyright ©

Apr 30, 2026 - 2:10pm
F:\Project\E42 - CITY OF ONEIDA\E42003001 - Veterans Memorial Park DRI\Design\CADD\Sheet Files\E42003001_CD102.dwg

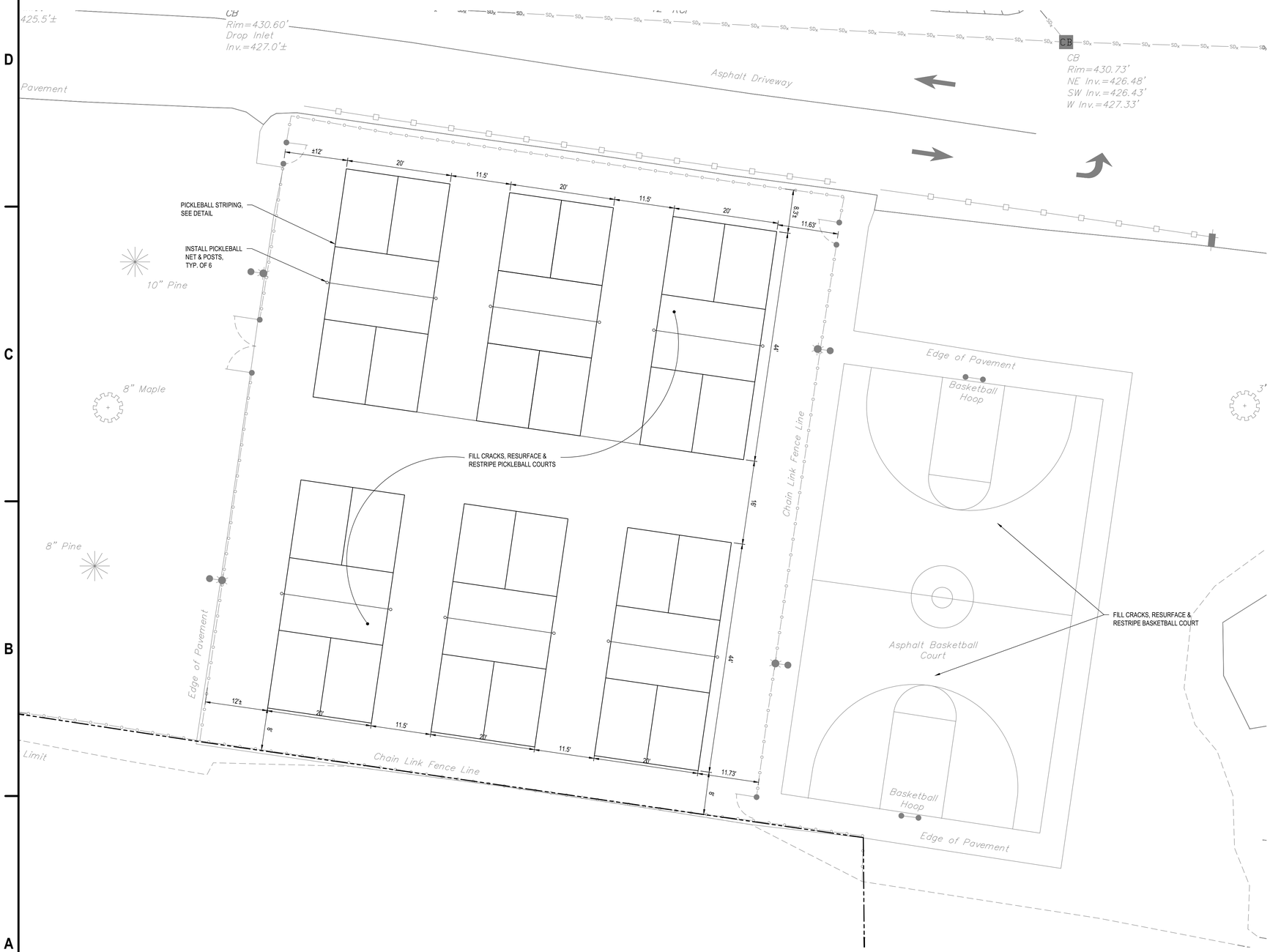

SITE PLAN NOTES

1. CONTRACTOR TO VERIFY ALL FIELD CONDITIONS AND UTILITY LOCATIONS PRIOR TO THE START OF CONSTRUCTION. CONTACT THE ENGINEER WITH ANY DISCREPANCIES FOUND IN THE FIELD.

2. ALL DIMENSIONS ARE FROM FACE OF CURB UNLESS OTHERWISE NOTED.

3. COORDINATE EXACT LOCATION OF SIDEWALKS AT DOORWAYS WITH ARCHITECTURAL PLANS.

SITE PLAN DETAIL LEGEND

1. STANDARD DUTY ASPHALT - SEE DETAIL XX/XXXX
2. CONCRETE CURB - SEE DETAIL XX/XXXX
3. CONCRETE SIDEWALK - SEE DETAIL XX/XXXX
4. CHAINLINK FENCE - SEE DETAIL XX/XXXX
5. UNIT PAVERS - SEE DETAIL XX/XXXX

SITE PLAN SHEET KEYNOTES

1. 4" TOPSOIL & SEED IF NO PLANTINGS-SEE LANDSCAPING PLAN
2. MATCH EXISTING CURB OR RUN OUT IN 2'-0"

SITE PLAN LEGEND

- APPROXIMATE PROPERTY LINE
- ASSUMED STREET MARGIN (R.O.W.)
- PROPOSED CONCRETE PAVEMENT/SIDEWALK
- PROPOSED CURB
- EP — EDGE OF PAVEMENT
- LIGHTING FIXTURES
- SAW CUT LINE
- DETECTABLE WARNING SURFACE

PLAN NORTH

A1 PICKLE BALL & BASKETBALL COURT SITE PLAN

SCALE: 1"=10'

0 10' 20'

C&S COMPANIES®

C&S Engineers, Inc.
141 Elm Street, Suite 100
Buffalo, New York 14203
Phone: 716-847-1630
Fax: 716-847-1454
www.cscos.com

CERTIFICATE OF AUTHORIZATION #: 002585

PRELIMINARY NOT FOR CONSTRUCTION

REGISTRATION EXPIRES:

INSERT CLIENT LOGO, SUBCONSULTANT LOGO, OR REMOVE THIS AREA AND RESIZE/CENTER THE PROJECT IDENTIFICATION BLOCK

UPGRADE FACILITIES AT VETERANS MEMORIAL PARK 372 NORTH MAIN STREET ONEIDA, NEW YORK

MARK	DATE	DESCRIPTION
	4/30/26	REVISED PROJECT SCOPE

REVISIONS

PROJECT NO:	E42.003.001
DATE:	JANUARY 6, 2026
DRAWN BY:	S.S.
DESIGNED BY:	V.O.
CHECKED BY:	CHECKED BY

NO ALTERATION PERMITTED HEREON EXCEPT AS PROVIDED UNDER SECTION 7209 SUBDIVISION 2 OF THE NEW YORK EDUCATION LAW

PICKLEBALL & BASKET BALL COURT SITE PLAN

CS102

Copyright ©

Apr 30, 2026 - 2:10pm
F:\Project\E42 - CITY OF ONEIDA\E42003001 - Veterans Memorial Park DRI\Design\CADD\Sheet Files\E42003001_CS102.dwg

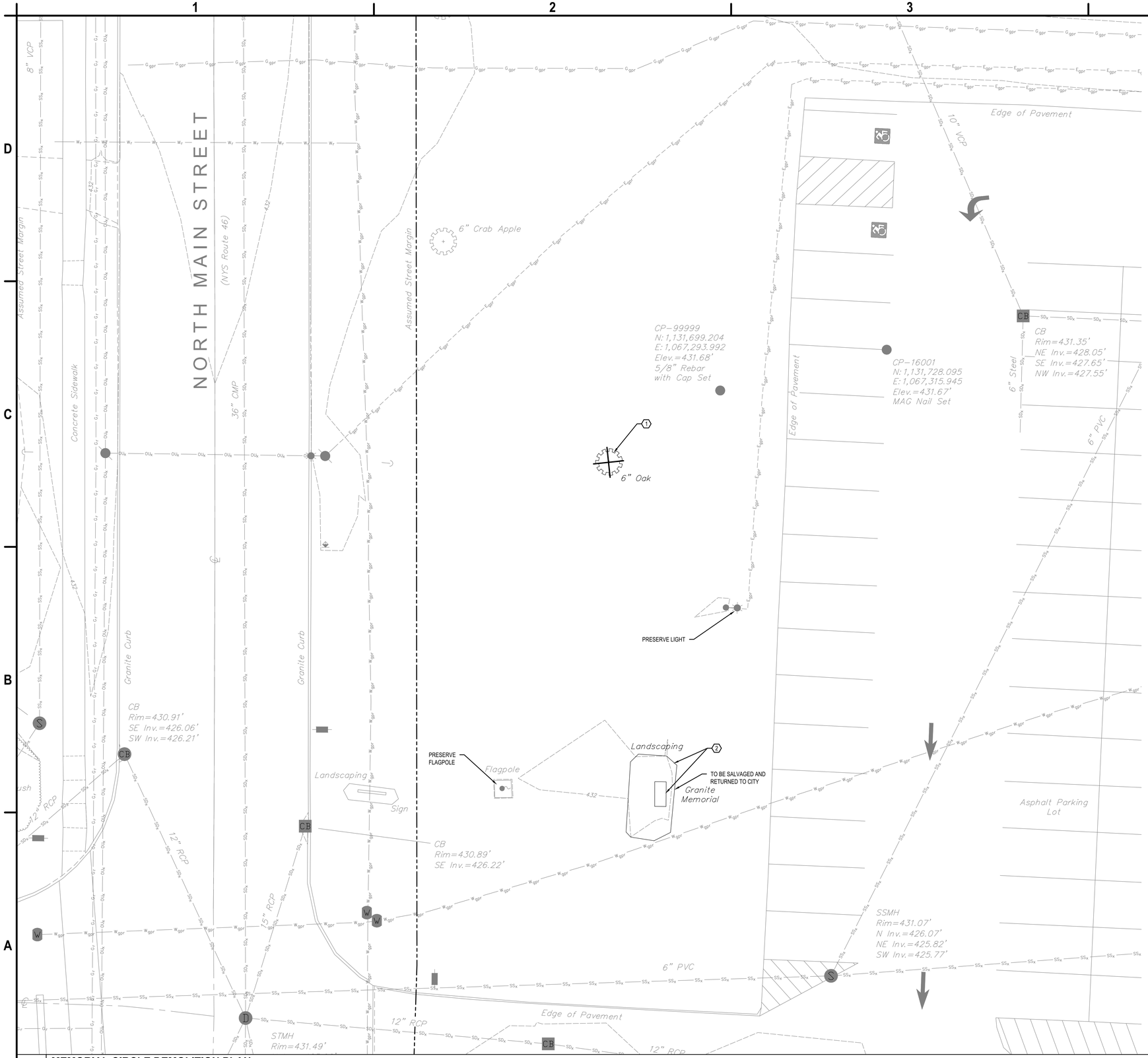

DEMOLITION PLAN NOTES

1. CONTRACTOR TO REMOVE & DISPOSE OF ALL ITEMS INDICATED & ANY ITEMS INCIDENTAL TO THE CONSTRUCTION AS REQUIRED.

2. CONTRACTOR SHALL PROTECT/PRESERVE ALL EXISTING ITEMS TO REMAIN, INCLUDING, BUT NOT LIMITED TO BUILDINGS, PAVEMENT, OVERHEAD & BURIED UTILITIES, TREES LANDSCAPING, ETC. DAMAGE TO ITEMS SCHEDULED TO REMAIN SHALL BE REPAIRED OR REPLANTED AT NO ADDITIONAL COST TO THE OWNER.

3. UTILITIES SHOWN ARE APPROXIMATE. CONTRACTOR SHALL HAVE ALL UNDER -GROUND FACILITIES LOCATED AND MARKED PRIOR TO EXCAVATION/DEMOLITION/ CONSTRUCTION.

4. DISCONNECT, CAP AND REMOVE/ABANDON EXISTING UTILITIES FOR ALL BUILDINGS TO BE DEMOLISHED, UNLESS NOTED OTHERWISE. ALL UTILITY TERMINATIONS SHALL BE IN ACCORDANCE W/ THE APPLICABLE UTILITY COMPANY REQUIREMENTS.

5. CONTRACTOR SHALL LEGALLY DISPOSE OF ALL MATERIALS/DEBRIS REMOVED FROM THE SITE.

6. THIS PLAN IS PREPARED FROM A SURVEY SHOWING KNOWN SURFACE FEATURES. IT IS INTENDED AS A GUIDE TO THE CONTRACTOR, NOT AS A COMPLETE AND UNIVERSAL DEMOLITION PLAN. SEE THE SITE PLAN. MORE FEATURES (NOT INDICATED) MAY REQUIRE DEMOLITION TO CONSTRUCT THE SITE PLAN. CONTRACTOR MUST VISIT THE SITE TO CONFIRM DEMOLITION EFFORT PRIOR TO BIDDING.

7. REMOVE CONCRETE SIDEWALK AND/OR PAVEMENT TO THE LIMITS INDICATED. SAW CUT CONCRETE TO THE NEAREST EXISTING CONTROL/EXPANSION JOINT.

8. BUILDING DEMOLITION SHALL BE IN ACCORDANCE WITH ALL LOCAL, STATE, AND FEDERAL REQUIREMENTS/REGULATIONS.

9. MAINTAIN STORM SEWER CONTINUITY & POSITIVE DRAINAGE DURING DEMOLITION, REMOVAL & CONSTRUCTION OF STORM SEWERS & INLETS.

DEMOLITION PLAN SHEET KEYNOTES

1. REMOVE TREE
2. REMOVE GRANITE MEMORIAL AND LANDSCAPING

DEMOLITION PLAN LEGEND

ITEM TO BE REMOVED

A1 MEMORIAL CIRCLE DEMOLITION PLAN

SCALE: 1"=10'

0 10' 20'

C&S COMPANIES®
C&S Engineers, Inc.
141 Elm Street, Suite 100
Buffalo, New York 14203
Phone: 716-847-1630
Fax: 716-847-1454
www.cscos.com

CERTIFICATE OF AUTHORIZATION #: 002585

PRELIMINARY NOT FOR CONSTRUCTION

REGISTRATION EXPIRES:

INSERT CLIENT LOGO, SUBCONSULTANT LOGO, OR REMOVE THIS AREA AND RESIZE/CENTER THE PROJECT IDENTIFICATION BLOCK

UPGRADE FACILITIES AT VETERANS MEMORIAL PARK 372 NORTH MAIN STREET ONEIDA, NEW YORK

MARK	DATE	DESCRIPTION

REVISIONS

PROJECT NO:	E42.003.001
DATE:	JANUARY 6, 2026
DRAWN BY:	S.S.
DESIGNED BY:	V.O.
CHECKED BY:	CHECKED BY

NO ALTERATION PERMITTED HEREON EXCEPT AS PROVIDED UNDER SECTION 7209 SUBDIVISION 2 OF THE NEW YORK EDUCATION LAW

MEMORIAL CIRCLE DEMOLITION PLAN

CD103

Copyright ©

Jan 06, 2026 - 3:06pm
F:\Project\E42 - CITY OF ONEIDA\E42003001 - Veterans Memorial Park DRI\Design\CADD\Sheet Files\E42003001_CD103.dwg

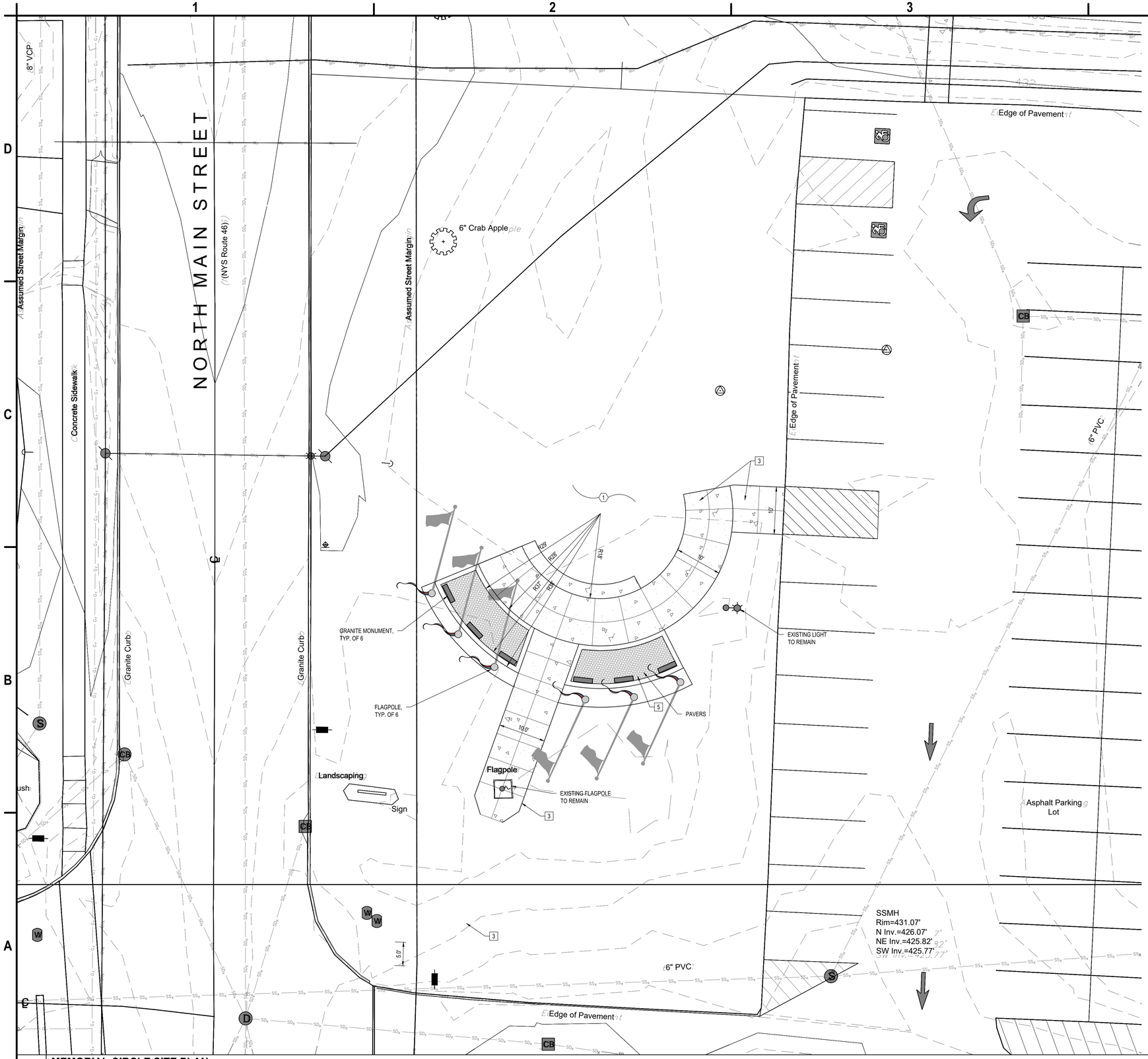

SITE PLAN NOTES

1. CONTRACTOR TO VERIFY ALL FIELD CONDITIONS AND UTILITY LOCATIONS PRIOR TO THE START OF CONSTRUCTION. CONTACT THE ENGINEER WITH ANY DISCREPANCIES FOUND IN THE FIELD.
2. ALL DIMENSIONS ARE FROM FACE OF CURB UNLESS OTHERWISE NOTED.
3. COORDINATE EXACT LOCATION OF SIDEWALKS AT DOORWAYS WITH ARCHITECTURAL PLANS.

SITE PLAN DETAIL LEGEND

1	STANDARD DUTY ASPHALT - SEE DETAIL XX/XXXX
2	CONCRETE CURB - SEE DETAIL XX/XXXX
3	CONCRETE SIDEWALK - SEE DETAIL XX/XXXX
4	CHAINLINK FENCE - SEE DETAIL XX/XXXX
5	UNIT PAVERS - SEE DETAIL XX/XXXX

SITE PLAN SHEET KEYNOTES

1. 4" TOPSOIL & SEED IF NO PLANTINGS-SEE LANDSCAPING PLAN
2. MATCH EXISTING CURB OR RUN OUT IN 2'-0"

SITE PLAN LEGEND

	APPROXIMATE PROPERTY LINE
	ASSUMED STREET MARGIN (R.O.W.)
	PROPOSED CONCRETE PAVEMENT/SIDEWALK
	PROPOSED CURB
EP	EDGE OF PAVEMENT
	LIGHTING FIXTURES
	SAW CUT LINE
	DETECTABLE WARNING SURFACE

A1 **MEMORIAL CIRCLE SITE PLAN**

SCALE: 1"=10'

0 10' 20'

C&S Engineers, Inc.
141 Elm Street, Suite 100
Buffalo, New York 14203
Phone: 716-847-1630
Fax: 716-847-1454
www.cscos.com

CERTIFICATE OF AUTHORIZATION #: 002585

PRELIMINARY
NOT FOR CONSTRUCTION

REGISTRATION EXPIRES:

INSERT CLIENT LOGO, SUBCONSULTANT LOGO, OR REMOVE THIS AREA AND RESIZE/CENTER THE PROJECT IDENTIFICATION BLOCK

UPGRADE FACILITIES AT VETERANS MEMORIAL PARK
372 NORTH MAIN STREET
ONEIDA, NEW YORK

MARK	DATE	DESCRIPTION
	4/30/26	REVISED PROJECT SCOPE

REVISIONS

PROJECT NO:	E42.003.001
DATE:	JANUARY 6, 2026
DRAWN BY:	S.S.
DESIGNED BY:	V.O.
CHECKED BY:	CHECKED BY

NO ALTERATION PERMITTED HEREON EXCEPT AS PROVIDED UNDER SECTION 7209 SUBDIVISION 2 OF THE NEW YORK EDUCATION LAW

MEMORIAL CIRCLE SITE PLAN

CS103

Copyright ©

Apr 30, 2026 - 2:10pm
F:\Projects\E42 - CITY OF ONEIDA\E42003001 - Veterans Memorial Park DRI\Design\CADD\Sheet Files\E42003001_CS103.dwg

PLANT_SCHEDULE

SYMBOL	CODE	BOTANICAL / COMMON NAME	SIZE	CONTAINER	QTY	REMARKS
TREES						
	MA	Malus x 'Adirondack' / Adirondack Crabapple	1.5" Cal.	B&B	6	
SHRUBS						
	SB	Spiraea x bumalda 'Goldflame' / Goldflame Spirea	#5	Cont	20	

PLAN NORTH

0 10' 20'

A1 **MEMORIAL CIRCLE LANDSCAPE PLAN**

SCALE: 1"=10'

Apr 30, 2026 - 2:10pm
F:\Projects\E42 - CITY OF ONEIDA\E42003001 - Veterans Memorial Park DRI\Design\CADD\Sheet Files\E42003001_CL103.dwg

C&S COMPANIES®
C&S Engineers, Inc.
141 Elm Street, Suite 100
Buffalo, New York 14203
Phone: 716-847-1630
Fax: 716-847-1454
www.cscos.com

CERTIFICATE OF AUTHORIZATION #: 002585

PRELIMINARY
NOT FOR CONSTRUCTION

REGISTRATION_EXPIRES:

INSERT CLIENT LOGO, SUBCONSULTANT LOGO, OR REMOVE THIS AREA AND RESIZE/CENTER THE PROJECT IDENTIFICATION BLOCK

UPGRADE FACILITIES AT VETERANS MEMORIAL PARK
372 NORTH MAIN STREET
ONEIDA, NEW YORK

MARK	DATE	DESCRIPTION
	4/30/26	REVISED PROJECT SCOPE

REVISIONS

PROJECT NO:	E42.003.001
DATE:	JANUARY 6, 2026
DRAWN BY:	M.G.
DESIGNED BY:	M.G.
CHECKED BY:	CHECKED BY

NO ALTERATION PERMITTED HEREON EXCEPT AS PROVIDED UNDER SECTION 7209 SUBDIVISION 2 OF THE NEW YORK EDUCATION LAW

MEMORIAL CIRCLE LANDSCAPE PLAN

CL103

Copyright ©

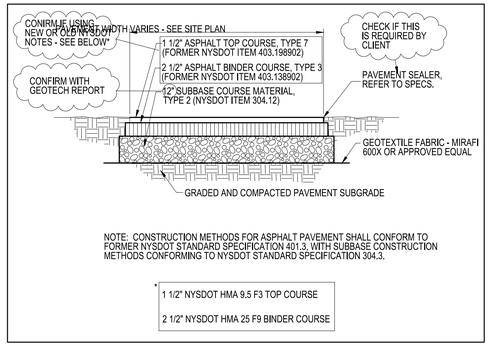

NOTE: CONSTRUCTION METHODS FOR ASPHALT PAVEMENT SHALL CONFORM TO FORMER NYSDOT STANDARD SPECIFICATION 401.3, WITH SUBBASE CONSTRUCTION METHODS CONFORMING TO NYSDOT STANDARD SPECIFICATION 304.3.

* 1 1/2" NYSDOT HMA 9.5 F3 TOP COURSE

2 1/2" NYSDOT HMA 25 F9 BINDER COURSE

D1 ASPHALT PAVEMENT SECTION
SCALE: NTS

D2 NOT USED
SCALE: NTS

D3 NOT USED
SCALE: NTS

D4 NOT USED
SCALE: NTS

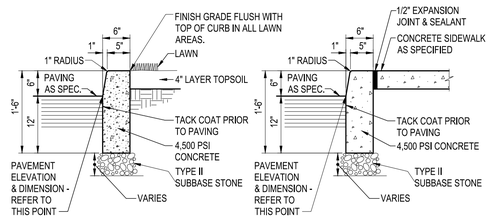

GRASS/LANDSCAPED AREAS

SIDEWALK AREAS

NOTE: CONTROL JOINTS TO BE 2" DEEP AT 15'-0", SEE SPECIFICATIONS FOR FURTHER JOINT REQUIREMENTS NYSDOT 702-0700

C1 CONCRETE CURB
SCALE: NTS

C2 NOT USED
SCALE: NTS

C3 NOT USED
SCALE: NTS

C4 NOT USED
SCALE: NTS

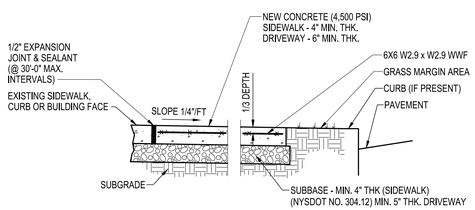

CROSS SECTION

NOTES:

1. CONTROL JOINTS TO BE AT 5'-0" O.C. BOTH WAYS OR AS SHOWN ON DRAWINGS. SEAL JOINTS PER SPECIFICATIONS.

2. CONCRETE SIDEWALK AND DRIVEWAY MATERIAL SHALL CONFORM TO NYSDOT STANDARD SPECIFICATION 501 AND CONSTRUCTION METHODS SHALL CONFORM TO NYSDOT STANDARD SPECIFICATION 608-3

B1 CONCRETE SIDEWALK
SCALE: NTS

B2 NOT USED
SCALE: NTS

B3 NOT USED
SCALE: NTS

B4 NOT USED
SCALE: NTS

A1 NOT USED
SCALE: NTS

A2 NOT USED
SCALE: NTS

A3 NOT USED
SCALE: NTS

A4 NOT USED
SCALE: NTS

C&S COMPANIES®

C&S Engineers, Inc.
141 Elm Street, Suite 100
Buffalo, New York 14203
Phone: 716-847-1630
Fax: 716-847-1454
www.cscos.com

CERTIFICATE OF AUTHORIZATION #: 002585

PRELIMINARY NOT FOR CONSTRUCTION

REGISTRATION_EXPIRES:

INSERT CLIENT LOGO, SUBCONSULTANT LOGO, OR REMOVE THIS AREA AND RESIZE/CENTER THE PROJECT IDENTIFICATION BLOCK

UPGRADE FACILITIES AT VETERANS MEMORIAL PARK 372 NORTH MAIN STREET ONEIDA, NEW YORK

MARK	DATE	DESCRIPTION

REVISIONS

PROJECT NO:	E42.003.001
DATE:	JANUARY 6, 2026
DRAWN BY:	DRAWN BY
DESIGNED BY:	DESIGNED BY
CHECKED BY:	CHECKED BY

NO ALTERATION PERMITTED HEREON EXCEPT AS PROVIDED UNDER SECTION 7209 SUBDIVISION 2 OF THE NEW YORK EDUCATION LAW

SITE DETAILS

CS501

Copyright ©

Jan 06, 2026 - 3:07pm
F:/Project/E42 - CITY OF ONEIDA/E42003001 - Veterans Memorial Park DRI/Design/CAD/Sheet Files/E42003001_CS501.dwg

SYMBOL	DESCRIPTION	SYMBOL	DESCRIPTION
0000	STRUCTURAL GRID		LEVEL REFERENCE
SIM A1 A-101	EXTERIOR ELEVATION	A1 / A-101	VIEW REFERENCE
SIM A1 A-101	INTERIOR ELEVATION	ROOM NAME 101 150 SF	ROOM TAG
SIM A1 A-101	BUILDING SECTION	MA3 15'-10" / MA3	WALL TAG (SHOWING DIM WHEN NOT TO DECK)
SIM A1 A-101	WALL SECTION	101	DOOR TAG
SIM A1 A-101	DETAIL CALLOUT	A	WINDOW TAG
		1	REVISION TAG
			STRUCTURAL GRID LINE
			FINISHED SURFACE LINE
			DEMOLITION LINE
			OVERHEAD/HIDDEN LINE
	EXISTING CONSTRUCTION TO REMAIN		NEW CONSTRUCTION
	CONSTRUCTION TO BE DEMOLISHED		

C2 SYMBOLS LEGEND

SCALE: NOT TO SCALE

FINISH AND ACCESSORIES SCHEDULE - INTERIOR

CSI SPECIFICATION SECTION	CODE	BASIS OF DESIGN	DESCRIPTION	COLOR/STYLE	TYPICAL LOCATIONS	GENERAL NOTES
03 - CONCRETE						
033600 - SPECIAL CONCRETE FLOOR FINISHES	CS1	TBD	CONCRETE SEALER/STAINING	CLEAR	FLOORS	
09 - FINISHES						
096723 - RESINOUS FLOORING	RF1	TBD	ALTERNATIVE FOR CONCRETE STAIN/SEAL	TBD	FLOORS	
099123 – INTERIOR PAINTING	P1	SHERWIN WILLIAMS	HIGH PERFORMANCE COATING	TBD	WALLS	
099123 – INTERIOR PAINTING	P2	SHERWIN WILLIAMS	HIGH PERFORMANCE COATING	TBD	DOORS/FRAMES	
10 - SPECIALTIES						
102113.17 - PHENOLIC TOILET COMPARTMENTS	A9	ASI PARTITIONS	FLOOR MOUNTED, OVERHEAD BRACED	TBD	RESTROOMS	INCLUDE URINAL SCREENS
102123 - CUBICLE CURTAINS	CC1	TBD	CURTAIN FOR LARGE STALLS TO REPLACE IN KIND	TBD	RESTROOMS	
102800 - TOILET, BATH, AND LAUNDRY ACCESSORIES	A4	AMERICAN STANDARD	TOILET GRAB BAR	TBD	RESTROOMS	
102800 - TOILET, BATH, AND LAUNDRY ACCESSORIES	A5	BRADLEY CORP.	TOILET PAPER HOLDER	TBD	RESTROOMS	
102800 - TOILET, BATH, AND LAUNDRY ACCESSORIES	A7	BRADLEY	SOAP DISPENSER	TBD	RESTROOMS	
102800 - TOILET, BATH, AND LAUNDRY ACCESSORIES	A8	BRADLEY	MIRROR	TBD	RESTROOMS	
102800 - TOILET, BATH, AND LAUNDRY ACCESSORIES	A11	BRADLEY	SANITARY NAPKIN DISPOSAL	TBD	RESTROOMS	
102800 - TOILET, BATH, AND LAUNDRY ACCESSORIES	A14	BRADLEY	PAPER TOWEL DISPENSER	TBD	RESTROOMS	
102800 - TOILET, BATH, AND LAUNDRY ACCESSORIES	A17	TBD	COAT HOOK	TBD	RESTROOMS	
102800 - TOILET, BATH, AND LAUNDRY ACCESSORIES	A19	KOALA	DIAPER CHANGING STATION	TBD	RESTROOMS	
102800 - TOILET, BATH, AND LAUNDRY ACCESSORIES	A56	TBD	ACCESSIBLE BENCH	TBD	RESTROOMS	
22 - PLUMBING						
224213.13 - WATER CLOSETS	A1	AMERICAN STANDARD	COMMERCIAL WATER CLOSETS	TBD	RESTROOMS	FLOOR MOUNTED WATER CLOSETS
224213.13 - WATER CLOSETS	A1	AMERICAN STANDARD	COMMERCIAL WATER CLOSETS	TBD	RESTROOMS	WALL MOUNTED WATER CLOSETS
224213.16 - URINALS	A2	AMERICAN STANDARD	COMMERCIAL URINAL	TBD	RESTROOMS	
224216.13 - LAVATORIES	A3	AMERICAN STANDARD	COMMERCIAL LAVATORY	TBD	RESTROOMS	

A1 INTERIOR FINISHES SCHEDULE

SCALE: NOT TO SCALE

ABBREVIATIONS

ACT	ACOUSTICAL CEILING TILE	ITG	INSULATING TEMPERED GLASS
AFF	ABOVE FINISHED FLOOR	JC	JANITOR'S CLOSET
ALUM	ALUMINUM	KD	KNOCKDOWN
AMP	ACOUSTICAL METAL PANEL	L	ANGLE
AMP	AMPERES	L	LENGTH / LONG
AMP	AMPERES	LAM	LAMINATE
AMP	AMPERES	LAV	LAVATORY
AMP	AMPERES	LF	LINEAL FEET
BD	BOARD	LG	LAMINATED GLASS
BL	BUILDING LINE	LLH	LONG LEG HORIZONTAL
BLDG	BUILDING	LLV	LONG LEG VERTICAL
BLK	BLOCK	LPT	LOW POINT
BOT	BOTTOM	LVT	LAMINATED VINYL TILE
CB	CHALKBOARD	MATL	MATERIAL
CBB	CEMENTITIOUS BACKER BOARD	MAX	MAXIMUM
CG	CORNER GUARD	MECH	MECHANICAL
CJ	CONTROL JOINT	MEZZ	MEZZANINE
CL	CENTER LINE	MFR	MANUFACTURER
CLG	CEILING	MIN	MINIMUM
CLKG	CAULK(ING)	MO	MASONRY OPENING
CLOS	CLOSET	MTL	METAL
CLR	CLEAR / CLEARANCE	NA	NOT APPLICABLE
CMU	CONCRETE MASONRY UNIT	NIC	NOT IN CONTRACT
COL	COLUMN	NO	NUMBER
CONC	CONCRETE	NOM	NOMINAL
CONT	CONTINUOUS	NTS	NOT TO SCALE
CORR	CORRIDOR	OC	ON CENTER
CPT	CARPET	OD	OUTSIDE DIAMETER
CRS	COURSE(S)	OH	OVERHEAD
CT	CERAMIC TILE	OPNG	OPENING
CTR	CENTER	OPP	OPPOSITE
CTR	COUNTER	OSB	ORIENTED STRAND BOARD
CW	CURTAINWALL	P	PAINT
DEMO	DEMOLISH / DEMOLITION	PBD	PARTICLE BOARD
DET	DETAIL	PEMB	PRE-ENGINEERED METAL BUILDING
DF	DRINKING FOUNTAIN	PLAM	PLASTIC LAMINATE
DIA	DIAMETER	PLAS	PLASTIC
DIM	DIMENSION	PLBG	PLUMBING
DIS	DISPENSER	PLYWD	PLYWOOD
DN	DOWN	POL	POLISHED
DWG	DRAWING	POL CONC	POLISHED CONCRETE
EA	EACH	PR	PAIR
EJ	EXPANSION JOINT	PT	PRESSURE TREATED
EL	ELEVATION	PTD	PAPER TOWEL DISPENSER
ELEC	ELECTRIC / ELECTRICAL	PTN	PARTITION
ELEV	ELEVATOR	PVC	POLYVINYL CHLORIDE
ENCL	ENCLOSURE	QT	QUARRY TILE
ENTR	ENTRANCE	QTZ	QUARTZ
ENTR GRL	ENTRANCE GRILLE	R	RADIUS (DIM), RISER(S)
EQ	EQUAL	RB	RESILIENT BASE
EQUIP	EQUIPMENT	RBR	RUBBER
ETR	EXISTING TO REMAIN	RCP	REFLECTED CEILING PLAN
EWC	ELECTRIC WATER COOLER	RD	ROOF DRAIN
EXH	EXHAUST	REINF	REINFORCE
EXIST	EXISTING	REQD	REQUIRED
EXP	EXPANSION / EXPOSED	REV	REVISION / REVISED
EXT	EXTERIOR	RF	RESILIENT FLOORING
F/F	FACE TO FACE	RL	ROOF LEADER
FA	FIRE ALARM	RM	ROOM
FBO	FURNISHED BY OTHERS	RO	ROUGH OPENING
FD	FLOOR DRAIN	RTU	ROOF TOP UNIT
FDTN	FOUNDATION	SAFB	SOUND ATTENUATION FIBERGLASS BATT
FEC	FIRE EXTINGUISHER CABINET	SCH	SCHEDULE(D)
FF	FINISH FLOOR	SD	SOAP DISPENSER
FGL	FIBERGLASS	SECT	SECTION
FHC	FIRE HOSE CABINET	SF	SQUARE FEET, STOREFRONT
FIN	FINISH(ED)	SHTHG	SHEATHING
FIN GR	FINISH GRADE	SIM	SIMILAR
FIXT	FIXTURE		
FLASH	FLASHING		
FLR	FLOOR		
FOF	FACE OF FINISH		
FOM	FACE OF MASONRY		
FOS	FACE OF STUDS		
FOW	FACE OF WALL		
FP	FIREPROOF		
FP	FIRE PROTECTION		
FRP	FIBER REINFORCED POLYESTER / PLASTIC		
FRT	FIRE RETARDANT		
FT	FEET / FOOT		
FTG	FOOTING		
FURG	FURRING		
FURN	FURNITURE		
GA	GAGE		
GALV	GALVANIZED		
GB	GRAB BAR		
GC	GENERAL CONTRACTOR		
GL	GLASS		
GL BLK	GLASS BLOCK		
GL TL	GLASS TILE		
GR	GRADE		
GRL	GRILLE		
GYP BD	GYPSUM BOARD		
HCP	HANDICAPPED		
HDWD	HARDWOOD		
HM	HOLLOW METAL		
HNDRL	HANDRAIL		
HP	HIGH POINT		
HT	HEIGHT		
ID	INSIDE DIAMETER		
IG	INSULATING GLASS		
IMWP	INSULATED METAL WALL PANEL		
INSUL	INSULATION / INSULATED		
INT	INTERIOR		
IRWC	IMPACT RESISTANT WALL COVERING		
ISG	INSULATING SPANDREL GLAZING		

NOTE: ALL ABBREVIATIONS LISTED MAY NOT BE USED

A3 ABBREVIATIONS LIST

SCALE: NOT TO SCALE

GENERAL NOTES

1. DIMENSIONS NOTED "EQ" ARE EQUAL TO EACH OTHER ONLY IF THEY ARE ON THE SAME DIMENSION STRING AND IN THE SAME ROW
2. DO NOT SCALE DRAWINGS TO OBTAIN DIMENSIONS. REFER TO DRAWINGS FOR DIMENSIONS. REQUIRED CRITICAL DIMENSIONS NOT FOUND SHOULD BE FIELD VERIFIED OR OBTAINED FROM ARCHITECT. VERIFY ALL DIMENSIONS AND CONDITIONS IN FIELD (EXISTING AND PROPOSED CONSTRUCTION) AND BRING ANY DISCREPANCIES TO THE IMMEDIATE ATTENTION OF THE ARCHITECT
3. ROOM NUMBERING IS FOR CONSTRUCTION PURPOSES ONLY. ACTUAL ROOM NUMBERING TO BE COORDINATED WITH OWNER PRIOR TO ANY SCHEDULING OR LABELING
4. PROVIDE BLOCKING OR PROVISIONS FOR SOLID ANCHORAGE AT WALL AND CEILING MOUNTED EQUIPMENT AND ACCESSORIES PROVIDED UNDER THIS CONTRACT AND EQUIPMENT TO BE PROVIDED BY THE OWNER
5. MAINTAIN EXISTING FIRE PROOFING AND FIRE RATED CONSTRUCTION. PATCH AS NEEDED TO MEET REQUIREMENTS AS PER CODE CONFORMANCE DRAWINGS
6. ALL DIMENSIONS ARE TO FACE OF FRAMING, FACE OF MASONRY UNIT, OR FINISHED FACE OF EXISTING CONSTRUCTION
7. VERIFY ALL DIMENSIONS IN THE FIELD. NOTIFY THE ARCHITECT OF ANY DISCREPANCIES BETWEEN CONTRACT DOCUMENTS AND FIELD CONDITIONS
8. EXTEND ALL PARTITIONS FROM FLOOR TO UNDERSIDE OF DECK ABOVE UNLESS OTHERWISE INDICATED. MAKE THIS JOINT SMOKE TIGHT AND FIRESTOP AT RATED PARTITIONS
9. DOCUMENTS ARE BASED UPON ORIGINAL CONSTRUCTION DRAWINGS, EXISTING CONDITIONS MAY VARY. CONTACT ARCHITECT IF DISCREPANCIES ARISE
10. PROTECT ALL EXISTING FINISH SURFACES TO REMAIN. PATCH EXISTING CONSTRUCTION TO MATCH ADJACENT FINISHES TO REMAIN AT ALL REMOVALS AND AS REQUIRED BY NEW WORK. ALL DAMAGE CAUSED BY THE CONTRACTOR, WHETHER INSIDE OR OUTSIDE THE CONTRACT LIMIT, SHALL BE REPLACED OR REPAIRED TO A LIKE NEW CONDITION AT NO ADDITIONAL COST TO THE OWNER
11. THE TERM "WALL" AND "PARTITION" ARE USED INTERCHANGEABLY
12. PROVIDE METAL STUD INSERT BLOCKING AT ALL WALLS RECEIVING WALL MOUNTED EQUIPMENT AND/OR ACCESSORIES. COORDINATE WITH ALL TRADES AND OWNER EQUIPMENT LAYOUTS
13. PROVIDE ACOUSTICAL SEALANT AT ALL PARTITION PERIMETERS, RUNNERS, ELECTRICAL OUTLETS, PENETRATIONS AND OPENINGS. TO MINIMIZE SOUND TRANSMISSION, ELECTRICAL OUTLETS SHALL BE SEPARATED BY A MINIMUM OF ONE STUD, BACK TO BACK

C4 GENERAL NOTES

SCALE: NOT TO SCALE

EARTH	WOOD (FINISHED)
GRANULAR FILL	WOOD (CONTINUOUS)
CONCRETE	WOOD (BLOCKING)
BRICK	INSULATION (LOOSE OR BATT)
CONCRETE MASONRY UNIT	INSULATION (RIGID BOARD)
STEEL SECTION	GLASS
STRUCTURAL STEEL	ACOUSTIC/CERAMIC TILE
PLYWOOD	GYPSUM WALL BOARD, SAND, PLASTER, CEMENT, GROUT
	TERRAZZO
	CARPET

A4 MATERIAL LEGEND

SCALE: NOT TO SCALE

C&S COMPANIES®

C&S Architects & Engineers, LLC

499 Col. Eileen Collins Blvd
Syracuse, New York 13212
Phone: 315-455-2000
Fax: 315-455-9667
www.cscos.com

PRELIMINARY
NOT FOR CONSTRUCTION

VETERANS MEMORIAL PARK DRI
CITY OF ONEIDA
372 NORTH MAIN STREET
ONEIDA, NEW YORK 13421

MARK	DATE	DESCRIPTION

REVISIONS

PROJECT NO:	E42.003.001
DATE:	12/22/2025
DRAWN BY:	ASHERMAN
DESIGNED BY:	ASHERMAN
CHECKED BY:	Checker

NO ALTERATION PERMITTED HEREON EXCEPT AS PROVIDED UNDER SECTION 7209 SUBDIVISION 2 OF THE NEW YORK EDUCATION LAW

GENERAL NOTES

A-001

Copyright ©

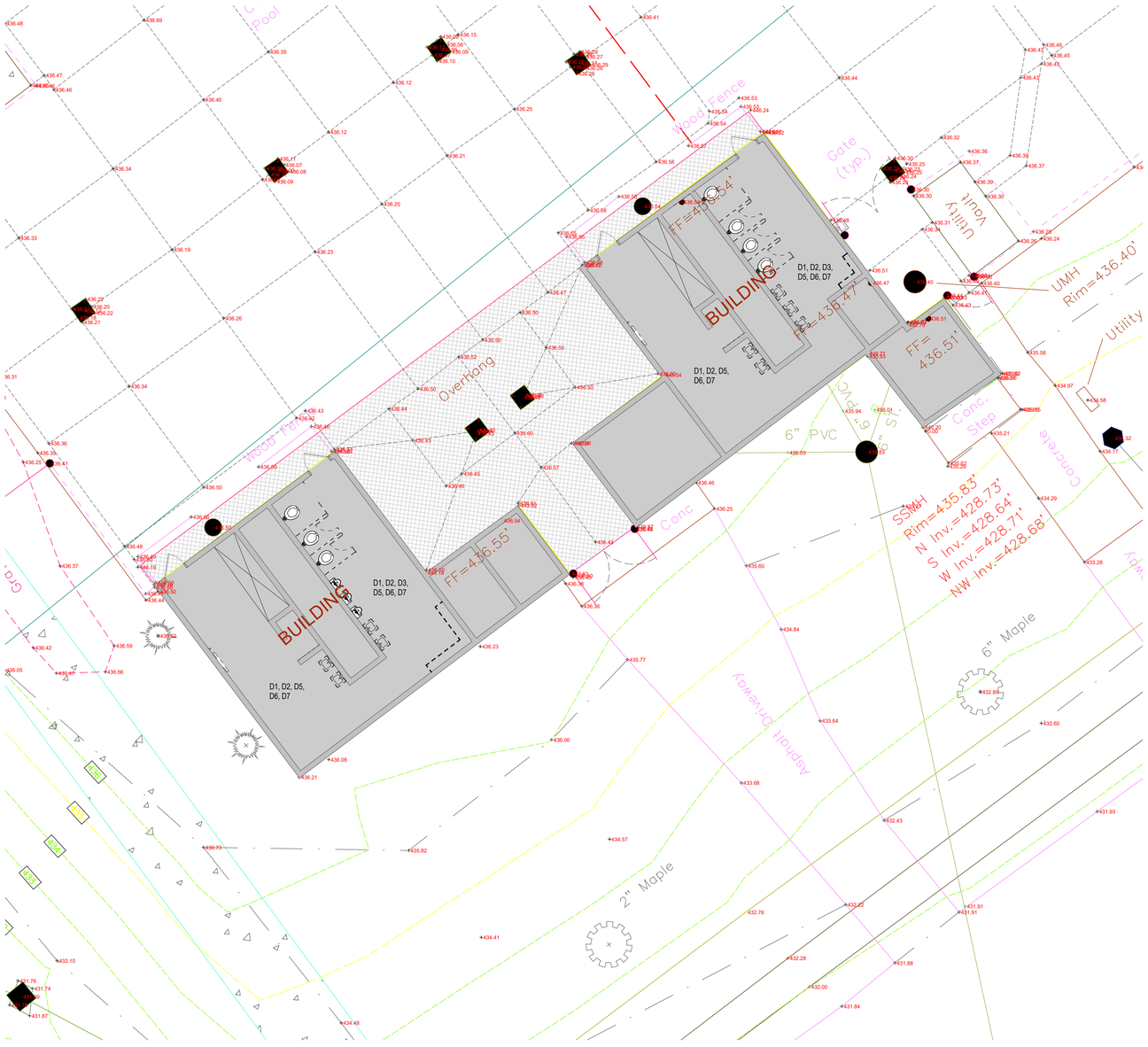

PLAN NORTH

GENERAL DEMOLITION NOTES

1 PROTECT ALL EXISTING FINISH SURFACES TO REMAIN. PATCH EXISTING CONSTRUCTION TO MATCH ADJACENT FINISHES IN THE CASE OF REMOVALS AS REQUIRED BY THE WORK. ALL DAMAGE CAUSED BY THE CONTRACTOR, WHETHER INSIDE OR OUTSIDE THE CONTRACT LIMIT, SHALL BE REPLACED OR REPAIRED TO A LIKE NEW CONDITION AT NO ADDITIONAL COST TO THE OWNER

2 REMOVE EXISTING FLOORING AT AREAS DESIGNATED TO RECEIVE FLOORING. PROVIDE SMOOTH, FLUSH AND LEVEL FLOOR TO EXTENT REQUIRED TO RECEIVE FINISHES. PATCH AND LEVEL FLOOR THROUGHOUT

3 REFER TO CIVIL, STRUCTURAL, PLUMBING, MECHANICAL, ELECTRICAL, AND FIRE PROTECTION DRAWINGS FOR ELEMENTS TO BE DEMOLISHED WITHIN THE SCOPE OF THOSE DISCIPLINES. COORDINATE DEMOLITION WITH THIS RELATED WORK

4 RECYCLE ALL METAL TO BE REMOVED INCLUDING, BUT NOT LIMITED TO; FRAMING, PIPE AND CEILING GRID

5 IT IS THE INTENT OF THE DEMOLITION PLAN TO SHOW THE GENERAL NATURE OF THE DEMOLITION SCOPE OF WORK. THE GENERAL CONTRACTOR IS RESPONSIBLE FOR VISITING THE JOB SITE AND VERIFYING THE EXISTING CONDITIONS. THE GENERAL CONTRACTOR SHALL NOTIFY THE ARCHITECT IMMEDIATELY OF ANY DISCREPANCIES

6 COORDINATE AND VERIFY WITH THE OWNER ALL ITEMS TO BE SALVAGED PRIOR TO REMOVAL. THESE ITEMS MAY INCLUDE, BUT ARE NOT LIMITED TO, THE FOLLOWING: LIGHT FIXTURES, DOORS/FRAMES AND HARDWARE, CASEWORK, PLUMBING FIXTURES

7 MAINTAIN SEPARATION BETWEEN AREAS OUTSIDE THE SCOPE OF WORK BY PROVIDING PLASTIC SHEATHING BETWEEN SPACES AND/OR TEMPORARILY TAPING OF JOINTS AND CAPS TO PREVENT DUST MIGRATION

8 CONDUCT DEMOLITION AND THE REMOVAL OF DEBRIS TO ENSURE MINIMUM INTERFERENCE WITH STREETS, WALKS AND OTHER ADJACENT OCCUPIED BUILDING. COMPLY WITH LOCAL JURISDICTIONAL REQUIREMENTS OR RECYCLING AND TREATMENT OF ITEMS TO BE RECYCLED

9 DISPOSE OF ALL DEMOLISHED OR REMOVED MATERIALS LEGALLY OFF THE SITE. COMPLY WITH ALL LOCAL HAULING AND DISPOSAL REQUIREMENTS

10 UTILITIES TO REMAIN IN SERVICE DURING DEMOLITION SHALL BE MAINTAINED AND PROTECTED AGAINST DAMAGE

11 SCHEDULE ALL SERVICE SHUT-DOWNS WITH THE OWNER. NOTIFY THE OWNER A MINIMUM TIME OF ONE (1) WEEK AND ADDITIONALLY ONE (1) HOUR PRIOR TO SHUT DOWNS

12 UPON COMPLETION, CLEAN THE ENTIRE WORK AREA TO A TIDY, UNIFORM CONDITION; REMOVING ALL DEBRIS, DUST PARTITIONS AND ASSOCIATED MATERIALS USED DURING DEMOLITION. CLEAN ALL AREAS IMPACTED BY DEMOLITION, INCLUDING BUT NOT LIMITED TO ADJACENT OCCUPIED AREAS AND AREAS NOT WITHIN THE SCOPE OF WORK

13 ABANDONMENT OF ITEMS OR UNUSED UTILITIES IN PLACE IS STRICTLY PROHIBITED, UNLESS SPECIFICALLY PERMITTED BY OWNER

14 DISPOSAL OF ALL DEBRIS AND DEMOLISHED MATERIALS SHALL BE CONTRACTORS RESPONSIBILITY. DEBRIS REMOVAL SHALL BE PROMPT AND GENERAL CLEAN-UP SHALL OCCUR DAILY

15 IT IS THE CONTRACTOR'S RESPONSIBILITY TO COORDINATE SELECTIVE DEMOLITION WORK AND ALL NEW WORK TO ASSURE THAT THE BUILDING REMAINS WEATHERTIGHT. PROVIDE TEMPORARY PROTECTION AS NEEDED

16 CLEAN AND PREPARE ALL EXISTING SURFACES TO REMAIN AS REQUIRED TO PREAPRE FOR PROPOSED FINISHES

17 IT IS NOT EXPECTED THAT HAZARDOUS MATERIALS WILL BE ENCOUNTERED IN THE WORK. IF SUSPECTED HAZARDOUS MATERIALS ARE ENCOUNTERED, DO NOT DISTURB; IMMEDIATELY NOTIFY ARCHITECT AND OWNER

18 PLUMBING DRAWINGS, INCLUDING DEMOLITION WORK AND GENERAL NOTES PROVIDED AS DESIGN DEVELOPS.

X GENERAL: PLACE AN "X" IN THE NOTE NUMBER FOR ALL NOTES YOU DON'T WANT AND RENUMBER THE REMAINING NOTES

X REMOVE ALL WALLS AND FINISHES DOWN TO STRUCTURAL STEEL AND CONCRETE FLOORS, UNLESS OTHERWISE NOTED, AS REQUIRED TO ACCOMODATE THE WORK. COORDINATE ALL NECESSARY DEMOLITION WORK WITH THE NEW WORK

X REMOVE ALL METAL FRAMED PARTITIONS, DOORS, WINDOWS, AND FRAMES AS INDICATED. REMOVE WALL ACCESSORIES INCLUDING BUT NOT LIMITED TO; SIGNAGE, TACK AND WHITE BOARDS, RECESSED METAL TRASH AND MEDICAL GAS UNITS. SALVAGE TO OWNER THE FOLLOWING; WOOD WINDOWS, LOCKERS, MEDICAL EQUIPMENT LOCKERS, TELEVISION, COMPUTER, AND SHELVING BRACKETS, CLOCKS, ARTWORK, SECURITY CAMERAS AND DEVICES, HAND SANITIZERS, MEDICAL SHARPS DISPOSAL CONTAINERS, VIEW BOXES, PHONES, AND FIRE EXTINGUISHERS

X PROTECT/ MAINTAIN ALL EXISTING FIRE PROTECTION AND FIRE RESISTANCE RATED CONSTRUCTION

X RECYCLE ALL WOOD TO BE REMOVED INCLUDING, BUT NOT LIMITED TO; BLOCKING, CASEWORK AND SHELVING

X RECYCLE ALL GLASS TO BE REMOVED

X RECYCLE ALL ACOUSTIC CEILING PANELS TO BE REMOVED

X LEGALLY DISPOSE OF ALL REMOVED BRICK AND BLOCK AS CLEAN FILL, EITHER ON OR OFF SITE

X RECYCLE ALL GYPSUM BOARD TO BE REMOVED

X FIRE AND SMOKE DETECTION DEVICES SHALL REMAIN OPERATIONAL DURING DEMOLITION AND CONSTRUCTION. PROTECT FIRE AND SMOKE DETECTION DEVICES FROM DUST, DAMAGE AND DEBRIS

KEYED DEMOLITION NOTES

D1 PATCH ALL FLOORS AS REQUIRED TO PREPARE THE SURFACE TO RECEIVE THE FINISH FLOOR COVERING

D2 SMOOTH AND PREPARE WALL SURFACES FOR NEW FINISH.

D3 REMOVE TOILET PARTITION SYSTEM, AND URINAL SCREENS WHERE APPLICABLE

D4 SMOOTH AND PREPARE METAL DOOR, PARTITION, AND FRAME FOR NEW PAINT

D5 REMOVE PLUMBING FIXTURES. ADDITIONAL DEMO NOTES TO BE COORDINATED ON PLUMBING DRAWINGS.

D6 REMOVE TOILET ACCESSORIES INCLUDING BUT NOT LIMITED TO: PAPER TOWEL DISPENSERS, SOAP DISPENSERS, SANITARY NAPKINS DISPENSERS, TOILET PAPER HOLDERS

D7 STRIP AND PATCH AND REPAIR DOOR FRAMES TO RECEIVE NEW PAINTED FINISH.

A1 MAIN BUILDING, RESTROOMS DEMOLITION PLAN
SCALE: 1/8" = 1'-0"

0 4' 8' 16'

A4 KEYED AND GENERAL DEMOLITION NOTES
SCALE: NOT TO SCALE

C&S COMPANIES®
C&S Architects & Engineers, LLC
499 Col. Eileen Collins Blvd
Syracuse, New York 13212
Phone: 315-455-2000
Fax: 315-455-9667
www.cscos.com

PRELIMINARY
NOT FOR CONSTRUCTION

VETERANS MEMORIAL PARK DRI
CITY OF ONEIDA
372 NORTH MAIN STREET
ONEIDA, NEW YORK 13421

MARK	DATE	DESCRIPTION

REVISIONS

PROJECT NO:	E42.003.001
DATE:	12/22/2025
DRAWN BY:	ASHERMAN
DESIGNED BY:	ASHERMAN
CHECKED BY:	Checker

NO ALTERATION PERMITTED HEREON EXCEPT AS PROVIDED UNDER SECTION 7209 SUBDIVISION 2 OF THE NEW YORK EDUCATION LAW

MAIN BUILDING, RESTROOM DEMOLITION PLAN

AD-101

Copyright ©

PLAN NORTH

0 4' 8' 16'

A1 MAIN BUILDING, RESTROOM FLOOR PLAN

SCALE: 1/8" = 1'-0"

KEYED NOTES

N1 PROVIDE NEW PAINT AT ALL WALL SURFACES.
N2 NEW FLOOR FINISH, AS REQUIRED.
N3 PROVIDE NEW PLUMBING FIXTURES TO INCLUDE TOILETS, URINALS, SINKS. ADA COMPLIANT FIXTURE HEIGHT REQUIRED.
N4 PROVIDE TAMPER PROOF WALL MIRRORS, SOAP DISPENSERS, TOILET PAPER DISPENSERS, AND TOILET PAPER HOLDERS.
N5 FILL AND SEAL ALL SPACING FROM WALL TO FLOOR FINISH. SEALANT TO BE HIGH PERFORMANCE FINISH.
N6 INSTALL NEW WALL MOUNTED BENCH.
N7 RECONSTRUCT, FILL, PATCH, AND PAINT DOORS AND ENTRANCES
N8 PAINT TOILET PARTITION AND DOOR
N9 NEW TOILET PARTITIONS AND URINAL SCREENS

D4 KEYED NOTES

SCALE: NOT TO SCALE

GENERAL FINISH NOTES

1 ALL WALLS TO BE PAINTED P1 UNLESS OTHERWISE NOTED
3 PAINT ALL PREVIOUSLY PAINTED SURFACES WITHIN CONTRACT LIMIT LINE
4 PAINT ALL PREVIOUSLY PAINTED ACCENT PAINT FOR WALL BASE P1, UNLESS OTHERWISE NOTED
5 PATTERN NAME, COLOR AND NUMBER FOR EACH MATERIAL ARE LISTED ON THE FINISH SCHEDULE. IT SHALL BE THE RESPONSIBILITY OF THE CONTRACTOR TO BRING ANY DISCREPANCIES TO THE ATTENTION OF THE ARCHITECT SO THAT THE CORRECT MATERIAL IS INSTALLED
6 MISCELLANEOUS ELECTRICAL PANEL COVERS, GRILLES, ETC. TO BE PAINTED TO MATCH ADJACENT WALL SURFACES, UNLESS OTHERWISE NOTED
7 ADHESIVES AND FINISHES TO BE LOW VOC
8 PROVIDE (1) ROBE HOOK MOUNTED AT 5'-6" AFF AND (1) MOUNTED AT 4'-0" AFF AT EACH TOILET ROOM DOOR. CENTER HOOK ON INSIDE OF DOOR

A4 GENERAL FINISH NOTES

SCALE: NOT TO SCALE

C&S COMPANIES®
C&S Architects & Engineers, LLC
499 Col. Eileen Collins Blvd
Syracuse, New York 13212
Phone: 315-455-2000
Fax: 315-455-9667
www.cscos.com

PRELIMINARY
NOT FOR CONSTRUCTION

VETERANS MEMORIAL PARK DRI
CITY OF ONEIDA
372 NORTH MAIN STREET
ONEIDA, NEW YORK 13421

MARK	DATE	DESCRIPTION

REVISIONS

PROJECT NO:	E42.003.001
DATE:	12/22/2025
DRAWN BY:	ASHERMAN
DESIGNED BY:	ASHERMAN
CHECKED BY:	Checker

NO ALTERATION PERMITTED HEREON EXCEPT AS PROVIDED UNDER SECTION 7209 SUBDIVISION 2 OF THE NEW YORK EDUCATION LAW

MAIN BUILDING, RESTROOM FLOOR PLAN

A-101

Copyright ©

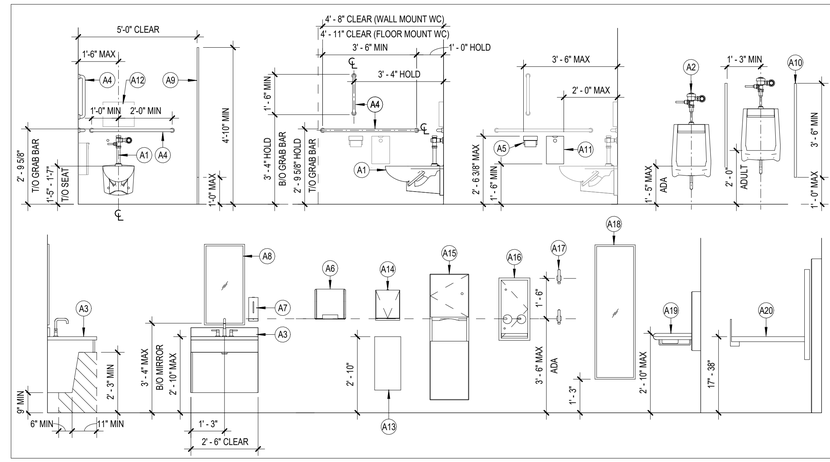

FIXTURES & ACCESSORIES LEGEND	
A1	TOILET / WATER CLOSET
A2	URINAL
A3	LAVATORY
A4	WC GRAB BAR
A5	TOILET PAPER HOLDER
A6	HAND DRYER
A7	SOAP DISPENSER
A8	MIRROR, 18" X 36" TYP
A9	TOILET PARTITION
A10	URINAL SCREEN
A11	SANITARY NAPKIN DISPOSAL
A12	TOILET SEAT COVER DISPENSER
A13	TRASH RECEPTACLE
A14	PAPER TOWEL DISPENSER
A15	COMBINATION DRYING/WASTE UNIT
A16	SANITARY PRODUCT VENDOR
A17	COAT HOOOK
A18	FULL LENGTH MIRROR
A19	DIAPER CHANGING STATION
A20	ADULT CHANGING TABLE

NOTE: REFER TO MATERIALS & ACCESSORIES LEGEND FOR PRODUCT INFORMATION

C3 TYPICAL ADULT RESTROOM ACCESSORIES MOUNTING HEIGHTS

SCALE: 3/8" = 1'-0"

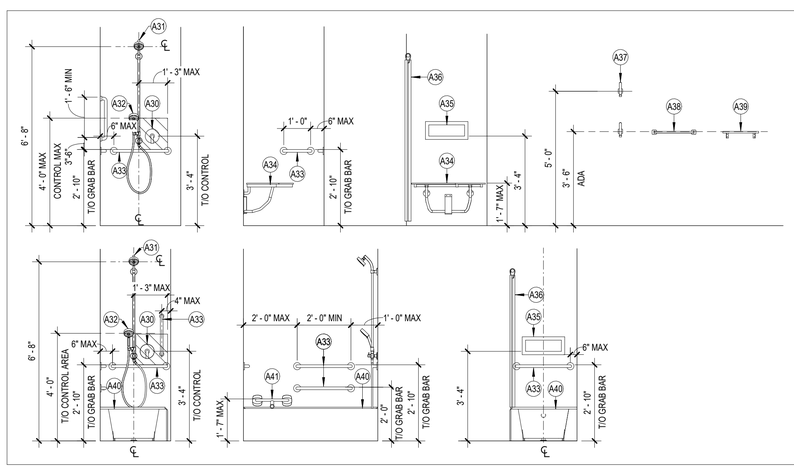

FIXTURES & ACCESSORIES LEGEND	
A30	SHOWER CONTROLS
A31	SHOWER HEAD
A32	HAND SHOWER, ADA
A33	SHOWER GRAB BAR - HORIZONTAL
A34	FOLDING SHOWER SEAT
A35	SOAP DISH
A36	SHOWER CURTAIN & ROD
A37	ROBE HOOK
A38	TOWEL BAR
A39	TOILETRY SHELF
A40	BATHTUB
A41	BATHTUB FOLDING BENCH

NOTE: REFER TO MATERIALS & ACCESSORIES LEGEND FOR PRODUCT INFORMATION

A1 TYPICAL BATHING ROOM ACCESSORIES MOUNTING HEIGHTS

SCALE: 3/8" = 1'-0"

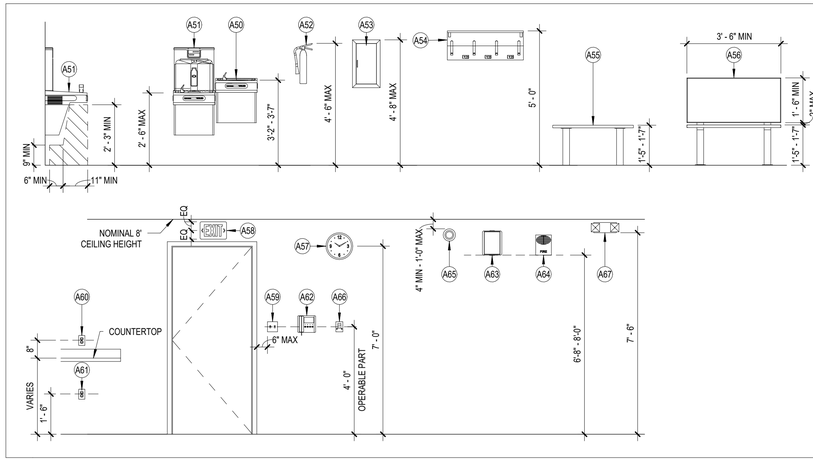

FIXTURES & ACCESSORIES LEGEND	
A50	DRINKING FOUNTAIN
A51	DRINKING FOUNTAIN, ADA
A52	FIRE EXTINGUISHER
A53	FIRE EXTINGUISHER CABINET
A54	UTILITY SHELF
A55	BENCH
A56	ACCESSIBLE BENCH
A57	CLOCK
A58	WALL MOUNTED EXIT SIGN
A59	LIGHTING CONTROL SWITCH
A60	OUTLET ABOVE COUNTER
A61	OUTLET AT FLOOR
A62	TELEPHONE / INTERCOM
A63	SPEAKER
A64	FA SYSTEM A/V DEVICE
A65	SMOKE / HEAT DETECTOR
A66	MANUAL PULL STATION
A67	EMERGENCY LIGHT

NOTE: REFER TO MATERIALS & ACCESSORIES LEGEND FOR PRODUCT INFORMATION

A3 TYPICAL ACCESSORIES AND DEVICES MOUNTING HEIGHTS

SCALE: 3/8" = 1'-0"

C&S COMPANIES®

C&S Architects & Engineers, LLC
499 Col. Eileen Collins Blvd
Syracuse, New York 13212
Phone: 315-455-2000
Fax: 315-455-9667
www.cscos.com

PRELIMINARY
NOT FOR CONSTRUCTION

VETERANS MEMORIAL PARK DRI
CITY OF ONEIDA
372 NORTH MAIN STREET
ONEIDA, NEW YORK 13421

MARK	DATE	DESCRIPTION

REVISIONS

PROJECT NO:	E42.003.001
DATE:	12/22/2025
DRAWN BY:	ASHERMAN
DESIGNED BY:	ASHERMAN
CHECKED BY:	Checker

NO ALTERATION PERMITTED HEREON EXCEPT AS PROVIDED UNDER SECTION 7209 SUBDIVISION 2 OF THE NEW YORK EDUCATION LAW

TYPICAL MOUNTING HEIGHTS AND ELEVATIONS

A-250

Copyright ©